

Item No.: HB420-60W (45°)
HB500S-60W (90°)
HB500B-60W (120°)



Materials

- High quality Die-casting aluminum alloy.
- Anodized and powder coated to assure the anti-corrosion performance.
- High power ceramic encapsulation multi-chip LED.
- High quality thermal conductive adhesive and other auxiliary materials.

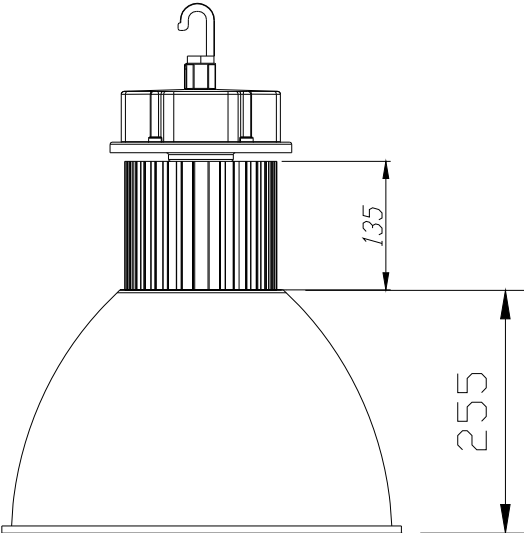
Features

- Power Efficiency: >94%, Power factor>0.95
- Patented technology for LED encapsulation (COB)
- Input voltage: AC 85V-265V (50-60Hz)
- Protection level: IP65, Insulation Class: CLASS 1.
- Lifespan: 50,000 hours
- Environment friendly, no UV
- GB7000.1, IEC60598, IEC61347, EN55015 test compliance.

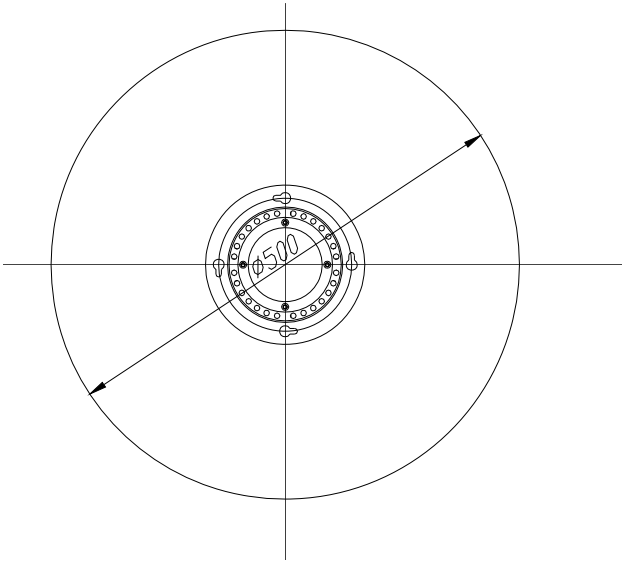
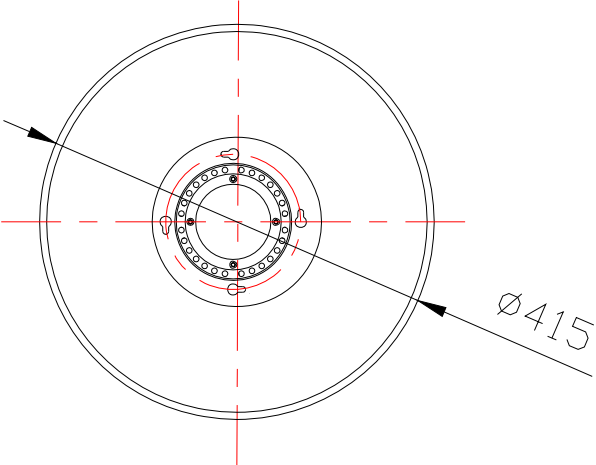
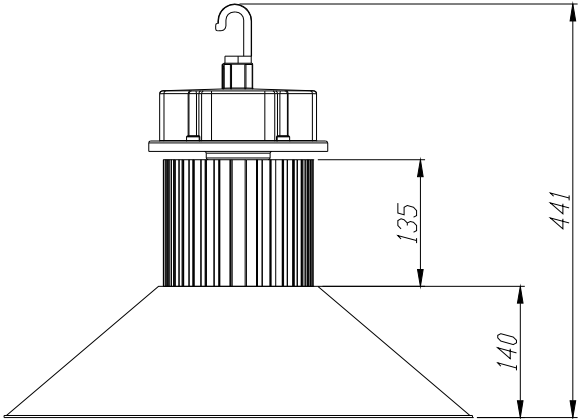
60W LED HIGH BAY

Drawing

45 degree Beam Angle



120 degree Beam Angle



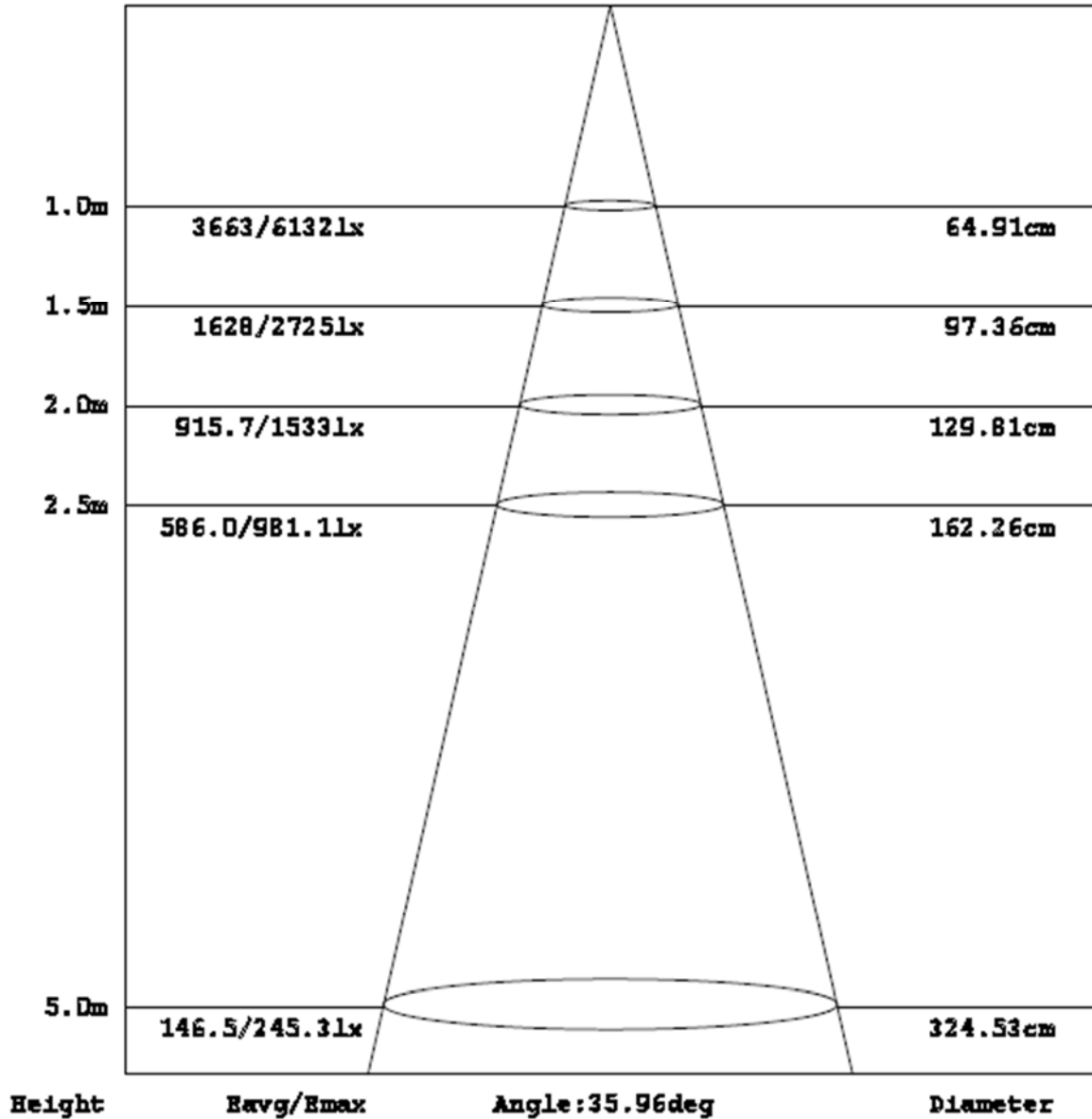
60W LED HIGH BAY

Parameters

Input Voltage	AC85V-265V	
Frequency Range	50Hz - 60Hz (AC)	
Total Harmonic Distortion	≤ 9 %	
Power Factor	> 0.95	
Power Efficiency	> 94 %	
LED Quantity	1 pcs	
LED Power Consumption	60W	
LED Luminous Efficiency	90-100 LM/W; 110-120 LM/W	
Illuminance Uniformity	> 0.4	
Color Temperature (CCT)	WW	2700K - 3200K - 3700K
	PW	4500K - 5000K - 5500K
	CW	6000K - 6500K - 7000K
CRI	Ra> 75	
Working Temperature	-40°C ~ +55°C	
Storage Temperature	-25°C ~ +65°C	
IP Grade	IP65	
Working Life-span	50,000h	
Color of Fixture	Black, Grey	

60W LED HIGH BAY

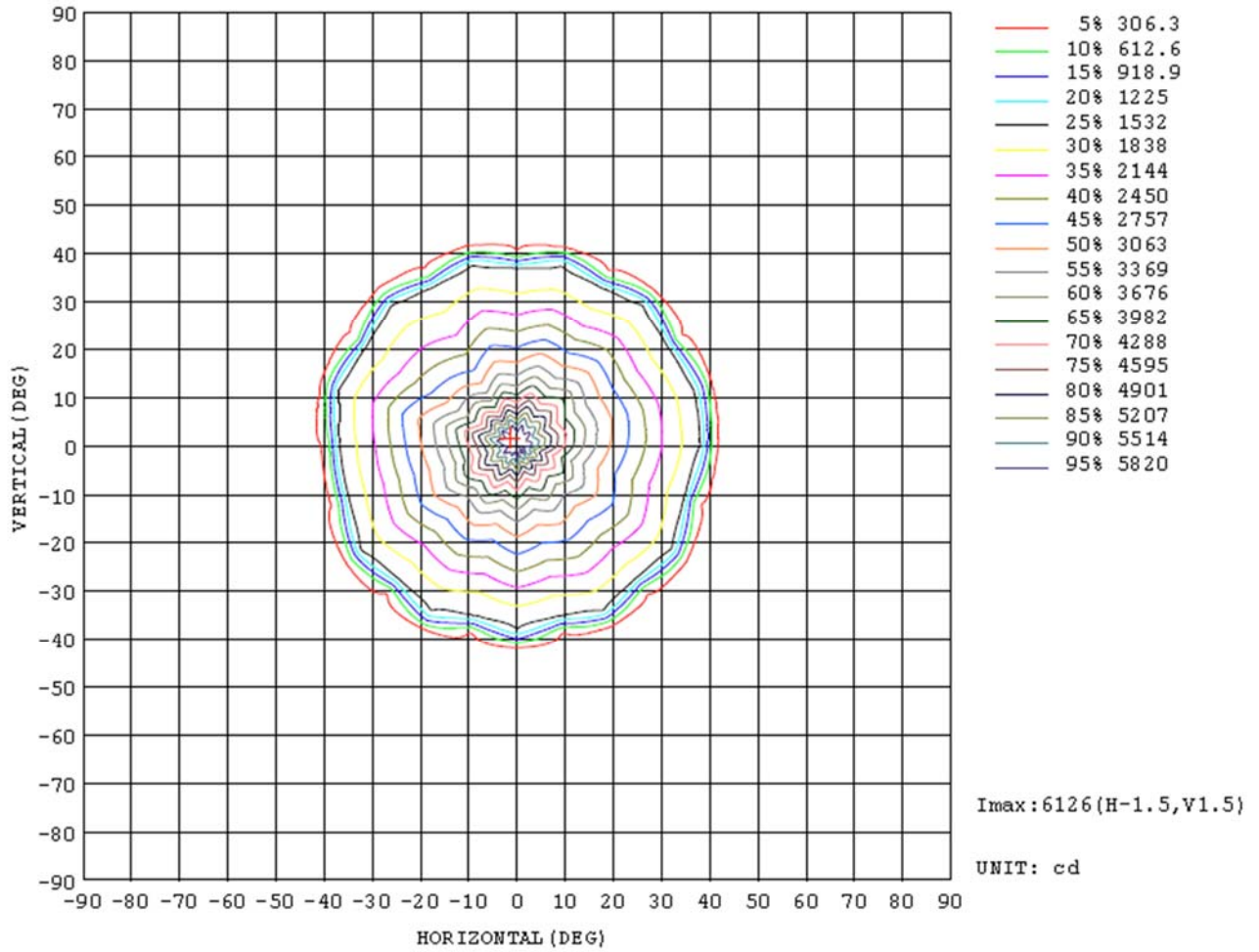
Isolux Diagram (HB420-60W)



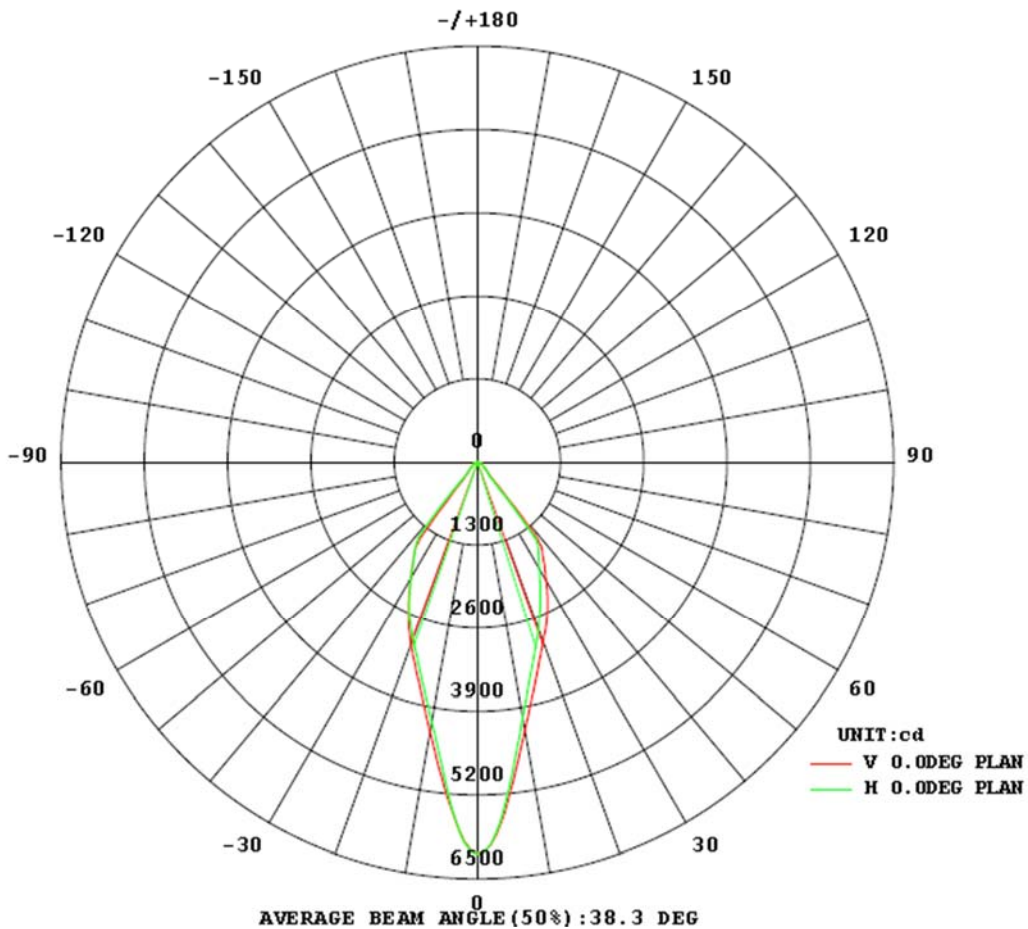
Note: The Curves indicate the illuminated area and the average illumination when the luminaire is at different distance.

60W LED HIGH BAY

IsoCandela Diagram (HB420-60W)



Luminous Intensity Distribution Diagram (HB420-60W)



Packing Info.

- Heat sink:
Package size: 26x26x35cm, 1 PCS/Carton, G.W.: 5.6 KGS
- Reflectors:
45° Reflector: 50x50x55cm, 10PCS/Carton, G.W: 6.3 KGS
90° Reflector: 58x58x36cm, 10PCS/Carton, G.W: 7.8 KGS
120° Reflector: 58x58x31cm, 10PCS/Carton, G.W: 7.5 KGS